


Subject Learning Journey - Level 2 Health and Social Care




Obstacles to Implementing Plans

Implementing Health Improvement Plans

Developing Health Improvement Plans

Person Centred Health Improvement



11

Reviewing Own Practice

Component 3 - Health and Wellbeing

Factors Affecting Health

Health Indicators

Physiological Indicators

Lifestyle Indicators



Applying Care Values

Barriers to Accessing Services

Types of Services

Component 2 - Health and Social Care Services

Coping with Change

Life Events

10



Social Development



9

Component 1 - Human Lifespan Development

Life Stages


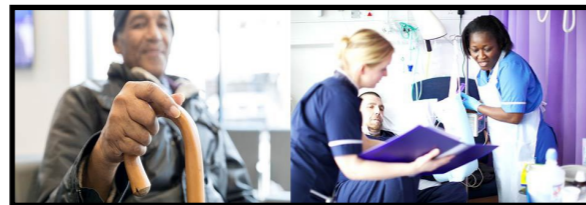
PIES

Physical Development

Intellectual Development

Emotional Development

Subject Learning Journey - Level 3 Health and Social Care



Developing a Treatment Plan

Treatment and Support

Investigation and Diagnosis

Types, Causes and Signs

ASSIGNMENT
Unit 14: Physiological Disorders and their Care



EXAM
Unit 2: Working in Health and Social Care


Roles and Responsibilities of Workers

Multi-Disciplinary Working

Health Organisations

Specific Support Needs

13



Managing Information

Communication in Care

Roles of Professionals

Overcoming Challenges

Ethical Issues in Care

Values and Skills



12

EXAM
Unit 1: Human Lifespan Development

Growth and Development

Effects of Ageing

ASSIGNMENT
Unit 5: Meeting Individual Care and Support Needs